

# Cat Owners Handbook



**Government  
of South Australia**

---

The Dog and Cat  
Management Board

## Contents

- 05 Choosing your cat
- 06 Desexing
- 08 Identification
- 10 Vaccination
- 12 Cat Flu, Worming
- 13 Toxoplasmosis
- 14 Flea Control
- 15 Diet
- 16 Toilet Training
- 17 Travelling
- 18 Indoor cats are happy cats!
- 25 Children and cats
- 26 Lost and found
- 28 Unowned, stray cats
- 31 Where can I get advice?

**Dog and Cat  
Management Board**  
GPO Box 1047  
Adelaide SA 5001  
Telephone: (08) 8124 4962  
[www.goodownersa.com](http://www.goodownersa.com)  
ISBN 978 1 921800 04 7

Photo Acknowledgements  
Seahorse Photography: Page 2, 5, 9, 10, 12, 15, 24

Nearly 1.9 million Australian households have a cat. Cats provide companionship, affection, family fun and entertainment to people of all ages and lifestyles.

Although cats are relatively independent, they still have basic care requirements. Cats need regular meals, clean litter trays, grooming, exercise, entertainment and veterinary care. It is important that before acquiring a cat you ensure that you are willing to provide for its needs. Some cats live into their late teens or early twenties, so it can be a long-term commitment.

There are a number of factors to consider before making the decision to become a cat owner. These include:

- why you want a cat
- the suitability of your living arrangements for a cat
- the amount of time you can devote to your cat
- the cost of feeding and caring for a cat
- your general lifestyle
- arrangements for your cat if you travel
- an understanding of any local council or government laws relating to cats.

**GOODCAT** SA.com

An initiative of the Dog and Cat Management Board and your local council.

**Good cats have  
responsible owners**

Adopting a kitten or a cat from a local animal shelter is a responsible way to obtain a pet.



## Choosing your cat

There are many options when choosing a cat: kitten or adult, long-haired or short-haired, pure bred or moggie, male or female. Remember that the type of cat you desire may not suit your lifestyle, budget, family or environment.

### Kittens

Factors to consider before choosing a kitten:

- Kittens can be cute and irresistible, but they also demand a lot of attention, are full of energy, and can be very mischievous.
- Kittens do not know the difference between their toys and your furniture or belongings; they will play with both.
- Kittens need regular exercise and playtime with their human family.
- Kittens need to be trained. This includes toilet training and appropriate play training.
- Young kittens can adapt more easily to children, busy households and other pets, but also require more protection to keep them safe.
- Kittens should be at least eight weeks old and fully weaned from their mothers before separation.

### Adult cats

For some people an adult cat is a good option.

Adult cats:

- do not require constant supervision and tend not to be as destructive on household items as kittens
- are often more predictable than kittens
- are just as likely to form a bond with you as a kitten.

Adult cats may have existing behavioural or health problems. However, if your cat is acquired from a reputable shelter, rescue group or breeder, these should be fully disclosed and possible solutions offered.

All cats should be desexed between three and six months of age, checked by a vet, vaccinated and regularly checked/treated for worms/fleas. Kittens should be lively and playful with bright, clear eyes and a soft, clean coat. Older kittens and adult cats may be less active but should be alert, well nourished and agreeable to being handled.

Adopting a kitten or a cat from a local animal shelter is a responsible way to obtain a pet. Alternatively, if you would like a pedigree cat, a registered breeder can assist you. The SA Feline Association and the Governing Council of the Cat Fancy of SA can help you find a breeder.



# Desexing

If you are not intending to become a breeder it is absolutely essential that you have your cat desexed.

## What is desexing?

Desexing refers to the process of surgical sterilisation. It can also be known as spaying, castrating or neutering (depending on the gender of your cat).

The desexing process involves the removal of the ovaries and uterus (in a female cat) or the testicles (in a male cat). Desexing is a quick and humane surgical procedure performed under general anaesthetic by a veterinarian. There is generally very little post-operative discomfort and your cat is usually ready to come home within 24 hours of the surgery.

## When should my cat be desexed?

It is strongly recommended that your cat be desexed before it reaches sexual maturity, which can be as early as four months of age. Traditionally, cats were desexed between six and nine months of age. However, by five months of age, female cats can become pregnant and males may begin to display aggression and spray urine.

'Early-age desexing', refers to the desexing of kittens between two to three months of age, and is endorsed by RSPCA Australia. It is practised by most large Australian animal shelters and an increasing number of veterinarians. Many registered purebred cat breeders follow this practice and desex kittens before they leave their care. Early-age desexing is also associated with positive behavioural changes and health benefits.

## Why should my cat be desexed?

There are many reasons why your cat should be desexed:

- There is a serious overpopulation of cats in Australia. Cats are prolific breeders and every year South Australian shelters euthanase thousands of healthy kittens and cats because there are simply not enough homes for them.
- Male cats that are not desexed (known as 'toms' or 'tomcats') are more likely to exhibit territorial behaviour, including urine spraying, roaming, aggression, fighting and yowling.
- Female cats that are not desexed (known as 'queens') can 'come into season' every two weeks from spring to autumn and often yowl and roam as they search for a mating partner. Although less commonly than males, queens can also exhibit territorial urine spraying in a bid to attract a mating partner.
- Desexed cats (both male and female) make better companions. They are less likely to bother your neighbours with yowling and fighting, have a reduced risk of developing certain types of cancer, and tend to be happier staying at home than roaming the neighbourhood.

## Common myths about desexing

Myth	Fact
Desexing will change my cat's personality.	Desexing should not change the basic components of your cat's personality. However, it does reduce anti-social and territorial behaviours. This should be viewed as a positive change for your cat.
My cat will put on weight after being desexed.	It is commonly thought that desexed cats can gain weight more easily than those that have not been desexed. While it is true that desexed cats may be less active due to a reduced desire to roam, there is no need to adjust your cat's diet after the operation. If you are concerned about your cat gaining weight after desexing speak to your vet before making any dietary changes.
Desexing is expensive.	Desexing is a one-off expense. It is important to remember that a desexed cat has a reduced risk of many health issues that can be costly to treat, saving you money in the longer term. Some SA councils offer incentives for desexing your cat. <b>Do not contribute to the cat overpopulation problem. Be part of the solution. Have your cat desexed.</b>



# Identification

Current legislation requires that your cat be identified. To increase the chance of your cat being returned to you should it go missing, it should be wearing a collar with ID tag, or be implanted with a microchip. Currently, less than one per cent of cats arriving at animal shelters can be returned to their owners, due to lack of identification. Any cat that is without identification will be treated as a stray and dealt with accordingly (i.e. presented to a vet, shelter or authorised officer).

Any cat, regardless of whether it can be identified or not, can legally be destroyed if found in a national park, designated wildlife sanctuary or more than one kilometre from a human dwelling.

The most permanent and reliable form of identification for your cat is a microchip. A microchip is a small computer chip approximately the size of a grain of rice, which is placed under the skin at the back of the cat's neck by a trained practitioner. The procedure is painless.

The microchip stores information about the owner of the cat. Your contact details are held on a central registry database which can be accessed by councils, vets, animal welfare groups and animal shelters. If your cat is found wandering away from your premises, the microchip can be scanned and you will be contacted to collect your cat. It is important that your contact details are kept up-to-date.

In addition to a microchip your cat should be wearing a collar with an ID tag which has your contact phone number on it. Engraved ID tags are available from veterinary clinics, pet shops, and engraving shops, and can also be ordered via the internet.

**Note:** Your cat's collar should have an elastic insert or quick release mechanism. This is to ensure that your cat can free itself if it becomes entangled. As a rule of thumb, when attaching a collar, allow a flat 'two-finger' space between the collar and the cat's neck and remember to check the collar size regularly as your cat grows.



# Vaccination

When you purchase your kitten or cat, you should ask for a vaccination certificate. If your kitten has not been vaccinated you should take it to your vet for a health check as soon as possible.

All kittens should receive the following core vaccinations:

- Feline Calicivirus (FCV)
- Feline Herpes Virus (FHV)
- Feline Parvovirus (FPV).

Kittens should receive a minimum of three doses – the first at 8 to 9 weeks old, the second at 12 to 13 weeks old and the third at 16 weeks or older. A follow-up booster vaccination is recommended 12 months after the final kitten vaccination.



Adult cats of unknown vaccination status should receive a single core vaccine injection, followed by a booster vaccination one year later. The Australian Veterinary Association recommends that adult cats should be revaccinated with the core vaccines every three years.

Cats may need to be vaccinated more often if they are entering a high-risk environment, such as a boarding cattery, or if they are not contained in your garden and could be interacting with stray or unowned cats.

Additional vaccinations might be necessary for your cat if it is allowed outside, or is part of a multi-cat household. These additional vaccinations are:

- Feline Leukaemia Virus (FeLV); and
- Feline Immunodeficiency Virus (FIV).

Check with your vet regarding the best vaccination options for your cat.



# Cat Flu

Cat flu is a general term used to describe a common set of symptoms of the upper respiratory tract. It can be caused by Feline Herpes Virus (FHV), Feline Calicivirus (FCV), Feline Reovirus, Bordetella Bronchiseptica or Feline Chlamydia.

The main symptoms of cat flu include:

- sneezing
- nasal discharge
- ocular (eye) discharge
- mouth ulcers
- fever
- loss of appetite.

Cat flu is spread through direct and indirect contact. Direct contact is via eye, nose or mouth discharges. Indirect contact includes via contaminated food bowls, bedding etc.

Treatment depends on the cause of the cat flu. There are no drugs for viral infections, but supportive care is essential to ensure that your cat recovers. Seek advice from your vet about the best treatment options for your cat.

# Worming

Cats can suffer from several types of worms and parasites including roundworm, hookworm, tapeworm, heartworm and toxoplasmosis. Intestinal worms in cats can cause diarrhoea, vomiting, anaemia, poor appetite, weight loss and a dull coat. If not treated promptly, worms and parasites can severely affect the health of both your cat and your family. Worms and parasites have been linked to eye damage in children and toxoplasmosis in pregnant women.

Fortunately, there are a number of excellent products available to treat and prevent worms and parasites. These include tablets, pastes and topical products that are applied to the back of the neck. Kittens should be wormed monthly from 6 to 16 weeks and every 3 months thereafter.

Ask your vet about a suitable worming program for your cat.

# Toxoplasmosis

## What is it?

Toxoplasmosis is an infection caused by a tiny parasite called *Toxoplasma gondii*.

## Whom does it affect?

Toxoplasmosis can infect any warm-blooded animal, including humans, but cats are a vital link in the parasite's life cycle.

## Who is likely to be infected?

Toxoplasmosis is especially common in people who eat or handle raw or undercooked meat, people in contact with infected soil (e.g. gardeners, or children playing in uncovered sandpits) and cat owners who fail to clean litter trays frequently, or do not wash their hands afterwards. Cats are commonly infected when they eat rodents, birds or infected raw meat.

## What are the risks for pregnant women?

Infection during pregnancy can cause miscarriage, stillbirth, or health problems for the baby. A pregnant woman should consult her doctor immediately if she has any concerns about toxoplasmosis.

## Should a pregnant woman re-home her cat?

No, this is unnecessary. However, it is advisable for pregnant women to wear gloves while cleaning litter trays and wash their hands thoroughly before and after cleaning the tray. If possible have someone else clean the tray.

## How can I reduce the risk of toxoplasmosis?

Always wash your hands thoroughly after handling your cat.

The *Toxoplasma* parasite does not become infectious until cat faeces are over 24 hours old. Therefore, daily cleaning of your cat's litter tray can greatly reduce the risk of infection. It is also recommended that you wear gloves and thoroughly wash your hands before and after cleaning the tray or while gardening, in case your, or a neighbour's, cat is using your garden as a litter tray.



# Flea Control

Fleas are blood-sucking parasites that can cause a number of problems for your cat, including the transmission of disease and parasites, skin irritation, itching, and even anaemia if they are present in large numbers. Fleas may also cause your cat to develop a flea bite allergy that will require treatment by a veterinarian.

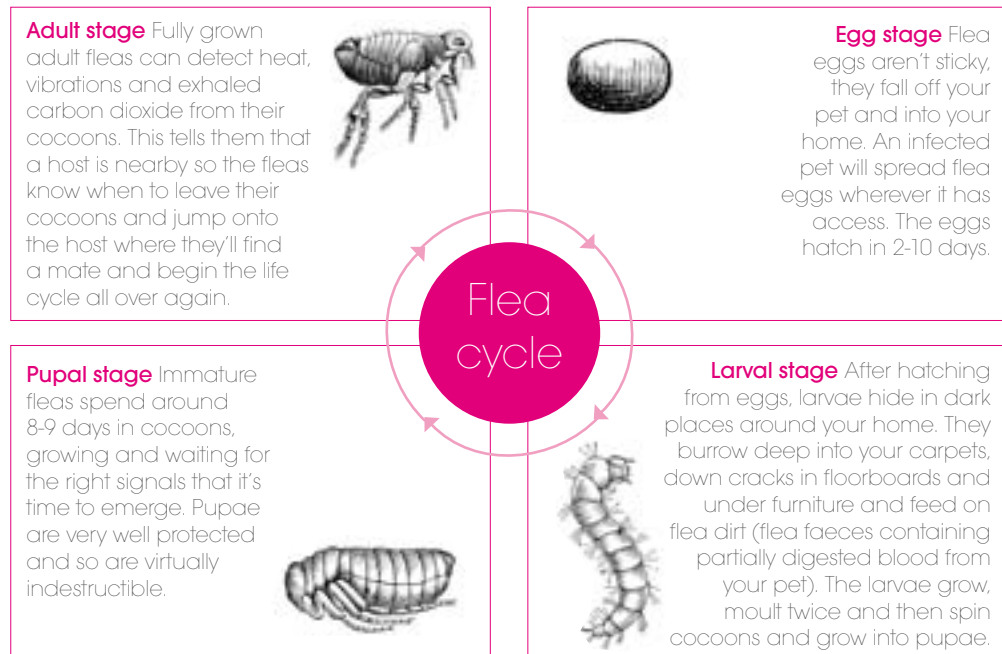
Be aware that fleas spend most of their life off your cat, so just because you cannot see them does not mean your cat does not have them. Fleas can also infest your home, biting people and causing irritation.

Fleas are not difficult to treat. They love to breed in warm, dirty areas where they

will not be disturbed, so infestation can be prevented by regular washing of your cat's bedding and vacuuming carpets, floorboards, cracks and crevices.

Talk to your vet to find out which treatment and preventative products are suitable and safe for your kitten or cat. Some flea control products are combined with worm treatments that can be administered as a convenient two-in-one treatment.

Ensure that any products you use are specifically formulated for cats, as some dog parasite control products can be toxic to cats. Most flea control products cannot be used on kittens under the age of six weeks.



# Diet

Cats who are fed a well-balanced diet are healthier and often more content. They hunt less and will be happy to spend more time at home.

Cats are predominantly carnivorous, meaning that they eat meat, but they cannot survive on meat alone as it does not provide an appropriate balance of vitamins and minerals.

Pre-prepared foods (canned, packaged or dry) contain a mixture of meat, grains and vegetables with the correct balance of protein, carbohydrates, vitamins and trace elements, making them a good choice for your cat. The various components of these pre-prepared foods offer an entirely balanced diet for your cat. By law, all packaged pet foods must have nutritional information printed on the label.

You can also give fresh or raw food to your cat, but you should consult your vet or an experienced cat owner first. Raw chicken necks/wings can supplement a commercial diet.


Scraps from the dinner table do not provide a balanced diet for your cat and cooked bones should never be given as they can splinter. Dog food should also not be given to your cat as it does not contain the essential elements required for a balanced cat diet.

Cats can be hesitant to try new foods, so when introducing a new food, mix a small amount of it with something you know your cat loves. This also helps to prevent stomach problems when changing your cat's diet.

You should try to feed your cat at least twice a day at regular times. Some cats like having food left out so they can graze throughout the day. If your cat is prone to weight gain, or if there are other cats around, this might not be a suitable option. Keep your cat's food bowl inside the house to avoid attracting stray cats to your garden. This also allows you to monitor how much food your cat is eating each day and make appropriate adjustments.

Always supply fresh, cool water for your cat to drink. Some cats enjoy milk but it is not an essential part of their diet and can cause diarrhoea. Vets, pet stores and some supermarkets sell milk designed specifically for cats.

Cats require a different diet at different stages of their lives. It is important that you speak to your vet to ensure that your cat is getting all the nutrients it needs.





# Toilet Training

Cats are surprisingly easy to toilet train. To begin you will need cat litter, a litter tray and a scoop, all of which are readily available from supermarkets and pet stores. You may need to try several brands of cat litter and types of tray until you find ones which are easy to use and suit you and your cat. Set the litter tray up in a quiet area of your house, such as the laundry. If you have dogs or other pets, you may need to restrict their access to the litter tray (you can place it on a bench), as cats tend to like their privacy!

## Toilet training tips:

- If your cat/kitten has just eaten, had a drink, or has been playing for a while, gently place it into its litter tray to encourage it to go to the toilet.
- Remember to reward your cat/kitten with praise and pats when it goes to the toilet in an appropriate place.



- If your cat/kitten has an accident, do not use punishment. Try to identify the signs that your cat/kitten needs to go to the toilet and take it to the litter tray immediately.
- Clean up any accidents as soon as possible. Do not use ammonia-based products, as they will encourage the cat to urinate in that spot again. Commercial products are available which are designed to completely remove the odour, but a mixture of white vinegar and water will work just as well.
- Cats/kittens generally do not like to use smelly litter trays. Remove soiled litter daily and change the tray as necessary (this will depend on the number of cats and trays you have). The general rule is one litter tray per cat, plus one extra, although you may need more or less.

If your adult cat, who was previously toilet trained, begins to toilet inappropriately, take it to your vet as it could be suffering from a urinary tract infection or other health problems. Setbacks in toilet training can also be caused by unclean litter trays, changes in routine, a new or suddenly absent member of the household (human or animal), moving house, new furniture, or the presence of a roaming cat in the neighbourhood.

Talk to your vet or a qualified behaviourist for further advice on toilet training.

# Travelling

Cats prefer to remain in their own homes, although there is the occasional cat that adapts to travelling very well. If you are going away there are a number of options for your cat:

- You can take it with you, depending on your destination.
- You can book it into a reputable boarding cattery.
- You can find someone reliable who can visit your house at least once a day to feed your cat and tend to its litter tray.
- It is not recommended that you take your cat to someone else's house, as this can be stressful for your pet and it may try to escape in an attempt to return home.

## Tips for travelling with your cat:

- Your cat must be safely confined to a travel cage or basket when travelling. Never use a cardboard box to confine your cat as it will not be secure and your cat could escape, resulting in injury, accident or loss.
- Line the cage/basket with your cat's favourite blanket to make it more comfortable.
- Introduce your cat to the travel cage/basket well before you need to use it. Use food and toys in the cage/basket so your cat associates it with feelings of happiness and safety.
- Do not allow your cat to move around in the car whilst you are driving. Cats can panic if they become frightened and may distract you from driving, or interfere with pedals or instruments and cause an accident.

- Cats can suffer from travel sickness. You can reduce the effects of travel sickness by ensuring your cat is familiar with the travel cage, withholding food immediately before you travel, avoiding extremes of heat and cold and placing a light cover over your cat's travel cage/basket. If the problem persists consult your vet.
- It is advisable to use a lead or a harness for exercising your cat when travelling, to reduce the risk of it becoming lost.



# Indoor cats are happy cats!

Contrary to popular belief, cats do not have to roam outdoors to be happy. Just as dogs must be confined to their owner's property, there is increasing understanding that responsible pet owners should also train their cats to remain indoors.

Cats that are allowed to roam outdoors face an increased risk of injury and infection from cat fights, poisons, traffic accidents and dog attacks. Outdoor cats (even ones who are well fed) can cause considerable injury and death to wildlife. Cats that are allowed to roam often cause disputes between neighbours as they wander onto neighbouring properties and spray, fight, defecate or kill wildlife. All these problems can be avoided by containing your cat to your property.

All cats, at the very least, should be kept indoors overnight and some councils have introduced by-laws to enforce a curfew from dusk to dawn. This helps to protect wildlife and reduce nocturnal cat fights. It is well known that cats who are allowed to roam have a shorter life expectancy than cats that are contained on their owners' properties.

If you keep your cat busy by creating an interesting environment, fulfilling its physical, mental and social needs and providing appropriate outlets for its behaviour it will be entirely happy to stay in its home environment.

## Creating an interesting and safe environment

Build an enclosure or cat-proof your fence. There are commercial and do-it-yourself solutions for cat enclosures that can be as simple or as complex as you wish, but should always provide access to the house or garage via a cat door. Contact your local council for building regulations and guidelines for your area.

You can furnish the enclosure with weather-resistant scratching poles, beds, tunnels, platforms and toys. A covered area can contain a regularly-cleaned litter tray and provide protection from the weather. A bowl of fresh water and an array of logs and cat-safe pot plants will complete the area.

A fence with inward-facing overhangs may discourage your cat from leaving your property. Talk to your local council about rules and regulations regarding fence extensions.

The internet also provides useful resources for researching and creating a safe indoor/outdoor setting for your cat.



# Indoor cats are happy cats!

## Companionship

You can help foster a close and rewarding relationship with your cat by setting aside some time every day to interact with your companion. Daily play sessions with your cat can also fulfil their strong hunting and chasing instincts.

Toys are a great way to keep your cat entertained. There are a multitude of commercial toys available, but items such as paper bags, boxes, ping pong or foam balls, scrunched-up paper or ribbons are often just as appealing. Maintain your cat's interest in its toys by alternating or hiding them. Remember that the toy the cat wants most is you, so spend as much time as possible playing with your cat.

### **There are some safety considerations for toys:**

- Check toys regularly for loose parts.
- Use caution with items that could be swallowed e.g. string, wool, and fake fur.
- Always cut handles off bags as cats can easily get caught in them and panic or be injured.
- Only use hanging toys under supervision.


Some cats enjoy the company of other cats, but careful consideration and monitored introduction are vital to developing a good relationship between two cats. Ask a reputable shelter, registered breeder, or your vet for more advice before deciding to introduce another pet.

## Grooming

Cats require regular grooming to keep their coats and skin healthy. Grooming is an excellent way to bond with your cat and can be very relaxing for both of you.

### **Grooming tips:**

- Start grooming sessions when your cat is young, so it gets used to them. Make the sessions brief and enjoyable.
- Long-haired cats should be groomed daily. If your cat is not cooperative you may need to consult a professional groomer and have the cat clipped.
- Gentle stroking or grooming can loosen stiff joints and muscles in older, arthritic cats.
- Include a regular health check in your grooming schedule. Look for abnormalities in your cat's coat or skin during grooming. Your cat's coat should be soft, clean and free of knots, eyes clear and bright, ears clean, with no discharge or smell, and teeth free of tartar and gum disease. Do not forget to check your cat's 'rear end' too! Check with your vet immediately if you find anything of concern.
- Some cats have sensitive areas where they do not like being touched, such as the stomach or base of the tail. Be careful, as touching these areas could trigger an instinctive aggressive response. Extended patting sessions can also produce this reaction. If your cat is sensitive about being patted, try restricting patting to the head and neck region and stop the session before your cat has had enough.



# Indoor cats are happy cats!

## High resting places

Cats love to perch up high. It allows them to survey their surroundings and makes them feel secure. A safe window ledge, tall scratching post, specially-constructed non-slip shelf or free-standing cupboard with views of the street, backyard or treetops can keep your cat interested and content for hours.

## Enclosed spaces

Cats love to hide. It allows them to get away from people and other animals. Give your cat an enclosed, private space in a quiet area of the house, and ask children and visitors not to disturb it there. A cardboard box lined with a soft blanket, a commercial scratching tower with an enclosed platform, or an 'igloo' bed, are all great options. You can even use the cat's travel cage. Remember to keep cats away from dangerous hiding places such as washing machines, dryers, fridges and dishwashers.

## Scratching post

Scratching is normal behaviour for cats as it helps them to maintain their claws and mark their territory. It occurs most commonly after resting and during play sessions. However, it can be annoying if your cat chooses to use your favourite furniture or carpet!

In order to prevent this you need to provide an alternative for your cat.

Scratching posts are ideal, but need to be tall enough for your cat to stretch full length whilst scratching and solid enough not to tip over.

If your cat will not use the scratching post try playing with or feeding your cat on it, spraying it with catnip, or placing it near a favourite sleeping area. Remember to reward your cat for appropriate scratching behaviour. Discourage inappropriate scratching by using foil, plastic covers or commercially-available deterrent products on places or furniture that you wish to protect.

Kittens can be taught from a young age to have the tips of their claws trimmed. Like human finger nails, you should only trim the white part of the nail and avoid the pink 'quick' which will bleed if cut. Begin by gently handling your kitten's or cat's paws. When they are used to this gently try to trim their claws. Use treats and praise during trimming. Never force your cat to submit to nail trimming, as a negative experience will make the next attempt even more difficult. Ask your vet, breeder or animal behaviourist for further advice.

## Bedding

Cats prefer soft, warm bedding so, even though you have provided an assortment of beds in quiet, sunny spots, your cat may still prefer your bed, chair or sofa. It is nearly impossible to train cats not to sleep on your furniture so a simple solution is to use easily-washable covers on furniture, or shut the doors to certain rooms.



# Indoor cats are happy cats!

## Food foraging

In the wild, a cat will spend up to six hours a day hunting, stalking and consuming prey. There are some simple, fun activities you can do to replicate this experience for your cat:

- If you only have one cat, or a number of cats that are not competitive about food, hide dry cat biscuits around the house.
- Try using dry food as a training reward to teach new, or reinforce appropriate, behaviour.
- Throw large dental biscuits to your cat to encourage its natural chase and capture instincts.
- Interactive toys, such as 'treat balls', are available that require your cat to manipulate the toy to gain the food.
- Some cats enjoy the occasional raw chicken neck or wing, which has the added benefit of being good for their teeth and gums.

## Vegetation

Most cats enjoy nibbling, sniffing and rubbing on a variety of plants, so it is a great idea to have plants inside that are specifically for your cat. Cats enjoy grass seedlings, cat mint (*Nepeta mussinii*), and catnip (*Nepeta cataria*).

**There are a number of plants that are poisonous to cats and should be avoided. Members of the Lily family (*Lilium spp.*) are particularly toxic to cats.**

Contact your vet for more information.

## Additional sights and sounds

Leaving a radio on when you go out is a simple way to provide additional stimulation for your indoor cat. Try a classical music or talkback station. There is also a range of DVDs that play continuous images of birds, fish, mice and toys.

# Children and cats

Under the guidance of older family members, children can develop a sense of responsibility when learning to care for their companion. Studies have shown that children with pets display improved self-esteem and social skills.

Very young children should always be supervised when around cats. Kittens in particular have sharp claws that can inadvertently cause scratches. Cats can also transmit zoonoses such as ringworm, so it is important to encourage hand washing after handling them.

It is also important to teach children how to handle cats to ensure that the animal feels safe and relaxed. Children often do not realise how fragile kittens can be and can accidentally injure their pet.



# Lost and found

## **If your cat goes missing you need to act quickly.**

Your first step should be to call your local council to see if they have found your cat. Most councils have after-hours numbers you can call. If the council does not have your cat, contact your local animal shelter or vet/s.

### **Other options include:**

- a letterbox drop in your area, preferably with a picture of your cat
- an advertisement in the local newspaper
- posters on notice boards in shopping and community centres
- contacting the RSPCA and the Animal Welfare League
- contacting neighbours in your immediate vicinity.

### **Any advertisements should include:**

- your cat's breed
- the sex of your cat (e.g. desexed male)
- approximate age, size, and colour of your cat
- any distinguishing features
- a clear colour photo of your cat (if possible).

**Do not delay: Under the Dog and Cat Management Act 1995, any cat that is found without identification can be euthanased.**



# Unowned, stray cats

Stray and feral cats are a widespread problem in both residential and rural areas throughout South Australia, with thousands of stray cats and kittens euthanased by animal shelters every year. The problem stems from a number of factors including: cats' early sexual maturity, their high reproductive rate and their ability to adapt to any environment.

Stray cats not only prey on native wildlife, but also act as carriers for numerous diseases and parasites that can be transmitted to pet cats and humans. There are also ongoing concerns for the welfare of stray cats, due to their higher levels of reproduction; infection; injury; possibly inadequate nutrition and reduced life expectancy.

It is never a good idea to feed a cat you do not own. While you may believe you are helping the cat, you are only perpetuating and compounding the problems mentioned above.

## **If you find a cat:**

- Ask your neighbours if they know where it belongs.
- Take it to an animal shelter. The shelter staff will be able to determine if the cat has been microchipped, in which case it hopefully can be reunited with its owner.
- Place advertisements around your neighbourhood and in local papers.
- Check with the local council whether there are any stray cat colonies in your area to which the cat might belong.

- If the cat appears to be a lactating female, do not remove her as she could have dependent kittens that will die from starvation without her. Try to follow the cat back to her nest and remove the kittens as well.

If the cat cannot be identified, or the owner cannot be located, you might choose to take ownership of it. Have the cat checked, desexed and microchipped by your vet before adopting it as part of your family.

## **Signs that a cat is owned and is not a stray:**

- The cat is wearing a collar and ID tag.
- The cat has a blue/green tattoo on the inside of its ear shaped like  $\phi$ . This indicates that the cat has been desexed.
- The cat has an 'M' tattoo to indicate that it is microchipped.
- The cat looks well groomed, clean and healthy.
- The cat has signs of recent veterinary treatment (e.g. shaved fur).
- The cat is comfortable with being handled.

**By desexing, identifying and keeping your cat contained on your property, you are promoting responsible cat ownership and not contributing to the over-population of cats in our community.**





# Where can I get advice?

## Local Council

Visit [www.lga.sa.gov.au](http://www.lga.sa.gov.au) for contact information for all local councils.

## Your Vet

Check the White Pages for vets in your area.

## Dog and Cat Management Board

GPO Box 1047  
Adelaide SA 5001  
Telephone: (08) 8124 4962  
[www.goodownersa.com](http://www.goodownersa.com)

## RSPCA

**Head Office**  
172 Morphett Street  
Adelaide SA 5000  
GPO Box 2122  
Adelaide SA 5001  
Telephone: (08) 8231 6931  
Fax (08) 8231 6201  
[www.rspcasa.asn.au](http://www.rspcasa.asn.au)

**Animal Shelter**  
25 Meyer Road  
Lonsdale SA 5160  
Telephone: (08) 8382 0888  
Fax: (08) 8326 2410

## Animal Welfare League

1-19 Cormack Road  
Wingfield SA 5013  
Telephone: (08) 8348 1300  
Fax: (08) 8268 9545  
[www.animalwelfare.com.au](http://www.animalwelfare.com.au)

## Australian Veterinary Association

(South Australian Division)

PO Box 114  
Walkerville SA 5081  
Telephone: (08) 8344 6337  
Fax: (08) 8344 9227

## Statewide Neighbourhood Dispute Service

Community Mediation Services  
Telephone: 1300 850 650  
[www.scjc.com.au](http://www.scjc.com.au)

## Who's for cats?

[www.whosforcats.com.au](http://www.whosforcats.com.au)

## GoodCatSA

[www.goodcatsa.com](http://www.goodcatsa.com)

## Feline Association South Australia

[www.felineassociationsa.com](http://www.felineassociationsa.com)

## The Governing Council of the Cat Fancy of South Australia Inc.

Advice and information on all cat matters  
Telephone: (08) 8449 5880 or (08) 8276 1723  
[www.gccfsa.cjb.net](http://www.gccfsa.cjb.net)



**Dog and Cat  
Management Board**  
GPO Box 1047  
Adelaide SA 5001  
Telephone: (08) 8124 4962  
**[www.goodownersa.com](http://www.goodownersa.com)**  
ISBN 978 1 921800 04 7



**Government  
of South Australia**

---

The Dog and Cat  
Management Board

**GOODCAT** SA.com

*An initiative of the Dog and Cat Management Board and your local council.*

**Good cats have  
responsible owners**